

SUZUKI OUTBOARD MOTOR

DF 2.5

FOUR STROKE



HWACHANG
SINCE 1956

▲ / ▲ / /

▲ 가 , , 가
가

▲

▲

지

:



니다.

표시되어 있습

사용자를 위한 중요한 공지

▲

지

(가: 16

),
(),

가 가

• ().

:

가

가

가

(40)

1

가

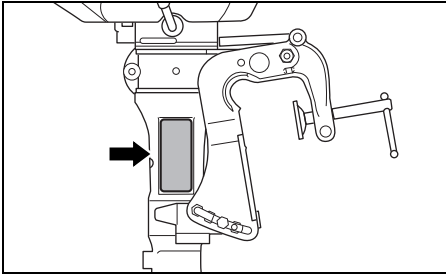
가

가

가

.....	5
.....	5
.....	7
.....	8
.....	9
.....	10
.....	11
.....	14
.....	16
.....	18
.....	19
.....	26
.....	28
.....	35
.....	36
.....	37
.....	38
.....	38
.....	39

가



가 ()
즈 가

가가 91

. 그러나, 다음
지침을 준수한다면 무연 가솔린과 알코올의
옥탄 함량이 동일한 혼합물을 사용할 수 있습
니다.

무연 휘발유 만 사용하십시오. 권장 옥탄보다
낮은 연료 또는 먼지 / 물 등에 의해 오염 된
연료를 사용하지 마십시오.

MTBE가

MTBE(Methyl Tertiary Butyl Ether)

15%

/
()

10%

:

가 가

MTBE

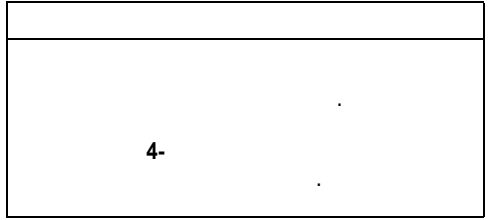
:

가 91

/

엔진에서 노킹이 발생하는 경우 브랜드마다
차이가 있으므로 다른 브랜드로 대체하십시
오.

무연 휘발유는 점화 플러그 수명을 연장시
킵니다.



4-

SAE 10W-40

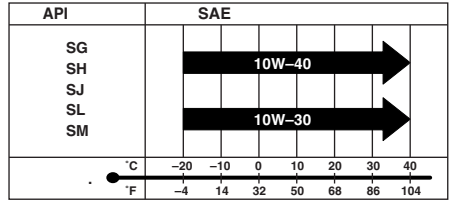

10W-30

4-

4 -

NMMA

FC-W

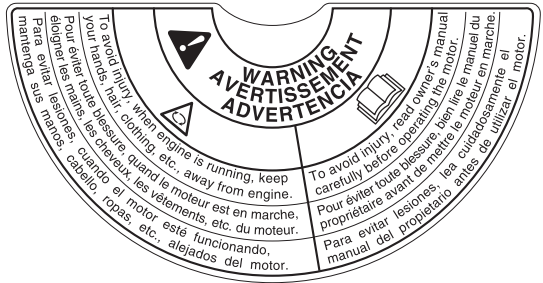

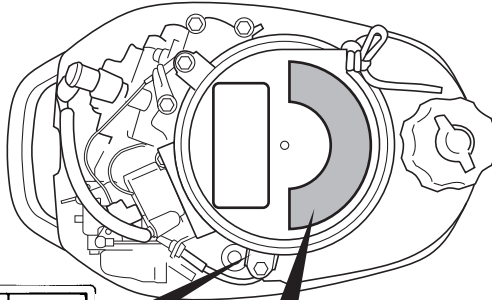


(5°C (41°F))
SAE (NMMA FC-W) 5W-30



가 , API
SAE 90


GL-5



WARNING
AVERTISSEMENT
ADVERTENCIA

To avoid fuel leakage and fire :

- Tighten air vent screw before tilting up or carrying motor.
- Drain fuel completely from carburetor before laying motor on its side.
- See owner's manual for details.

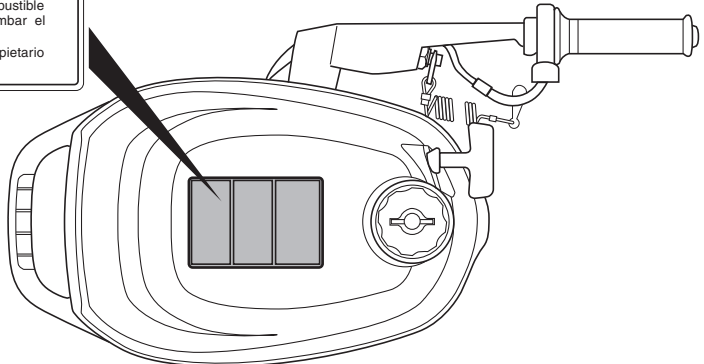


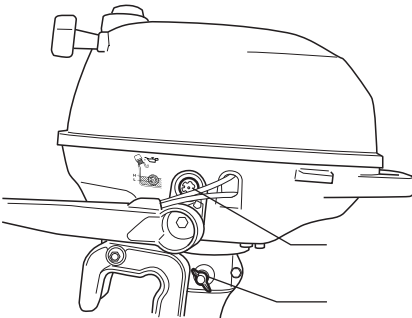
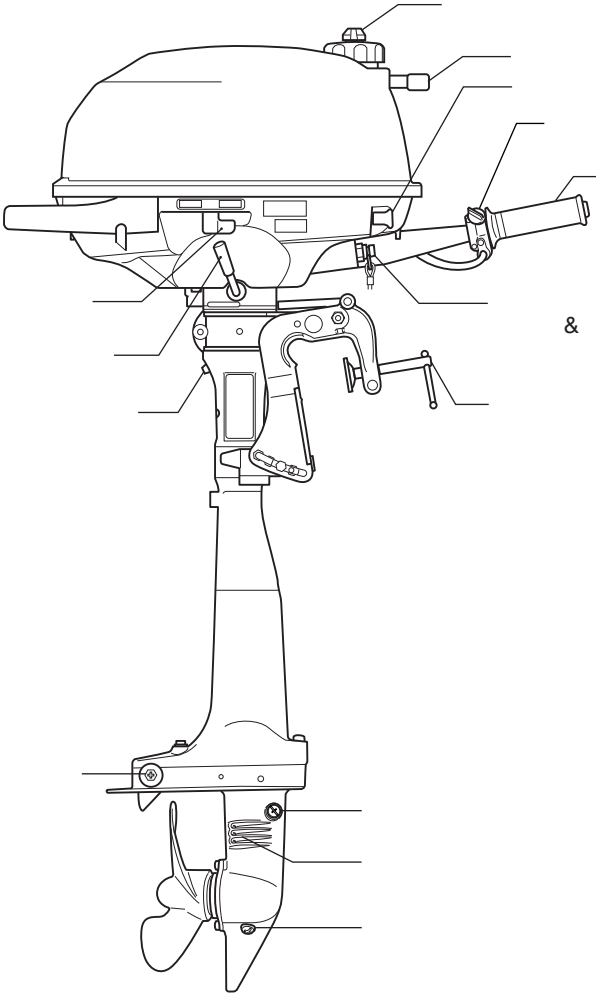
Pour éviter les fuites de carburant et le feu :

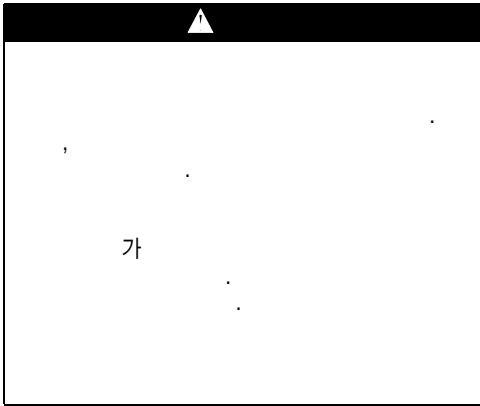
- Serrer la vis de l'évent d'air avant de basculer ou de déplacer le moteur.
- Vidanger le carburant du carburateur complètement avant le renversement du moteur sur le côté.
- Pour plus de détail, voir le manuel du propriétaire.

Para evitar fugas de combustible e incendios :

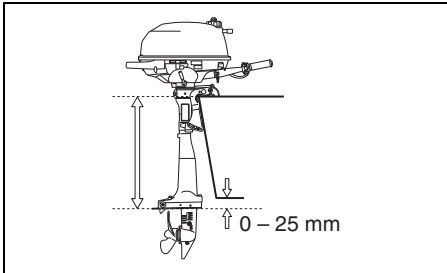
- Apriete el tornillo del orificio de ventilación antes de volcar o transportar el motor.
- Vacíe por completo el combustible del carburador antes de tumbar el motor sobre un costado.
- Consulte el manual del propietario para más detalles.



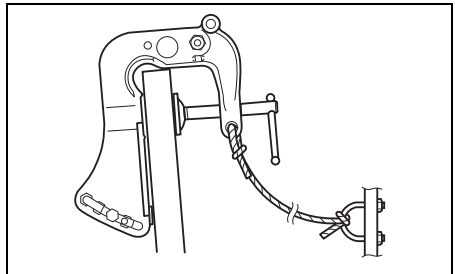
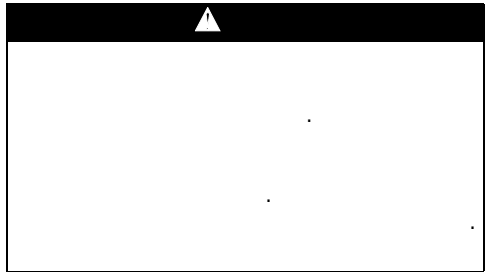
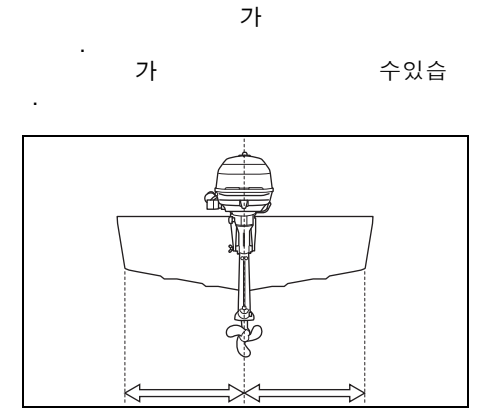


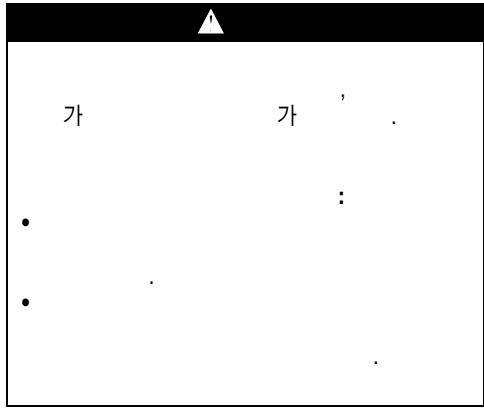


가
가
방지 0~25 mm(0~1.0
)



방지 가
방지






가 가

⋮

가

가

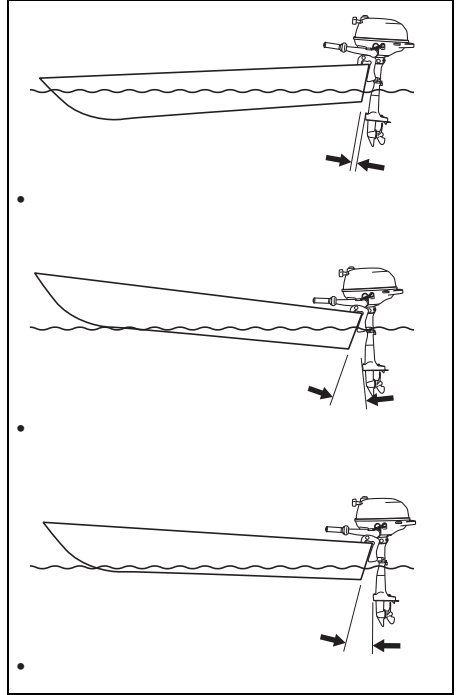
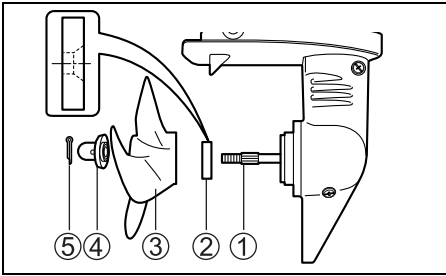


가

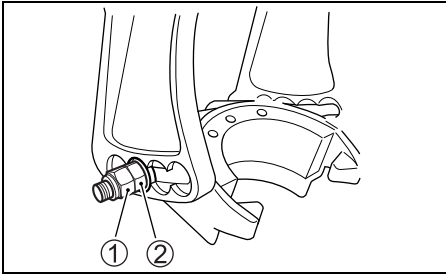
가

	5 250 – 5 750 r/min. (min ⁻¹)
--	--

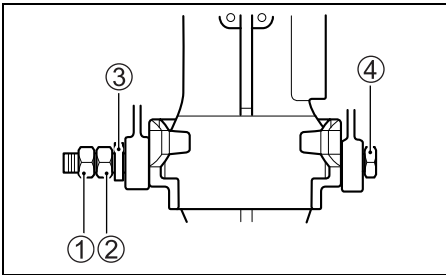
1. ①
2. ②
3. ③
4. ④
5. ⑤



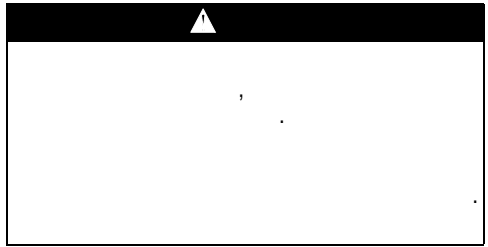
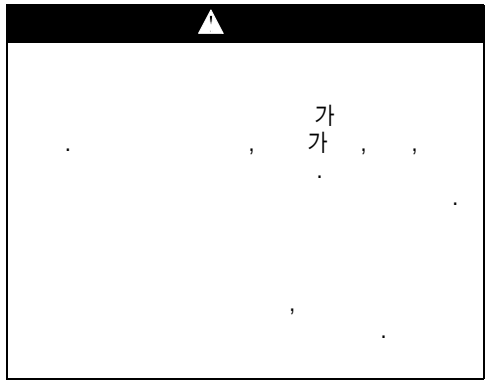
1. ()
2. ① ②가 ②



3. ③ ④

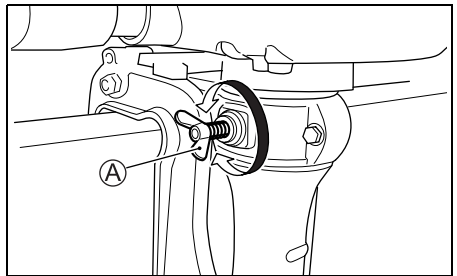


4. ③ ④
5. ② ①
6. ② ①

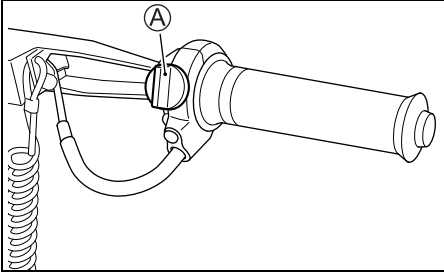


가

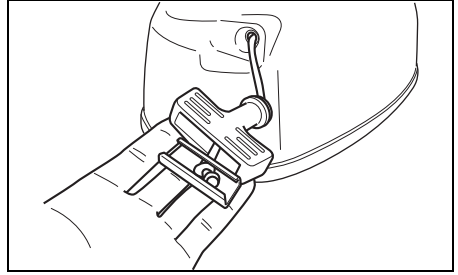
(A)



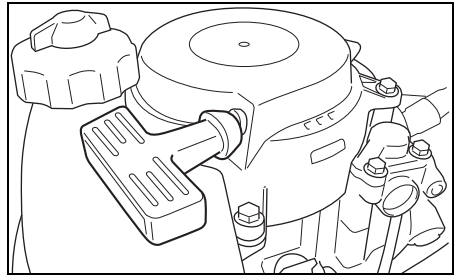
(A)



- 3.
- 4.



- 5.
- 6.

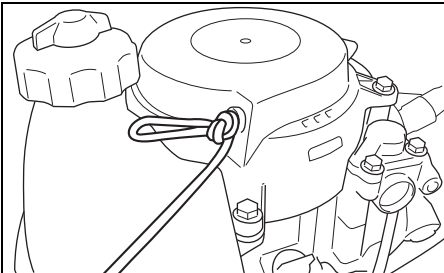


- 7.) (
- 8. 5

DF2.5

가 가

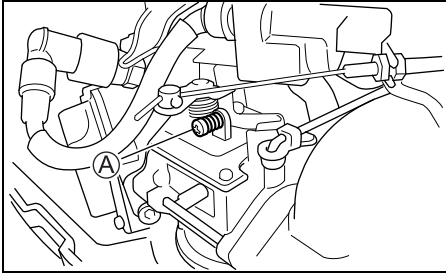
- 1.
- 2. 가



9. 가

10. (A)

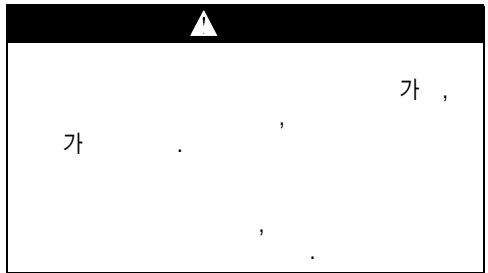
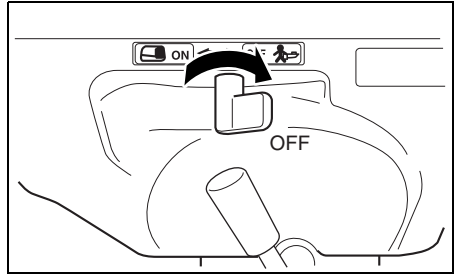
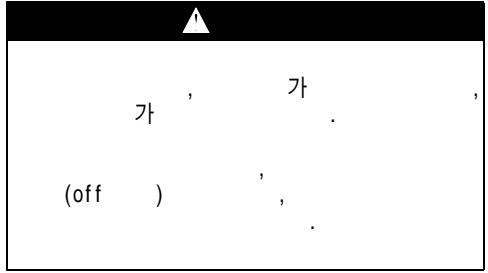
11.



()	1800 – 2000 r/min. (min ⁻¹)
-----	--

12. 1 6

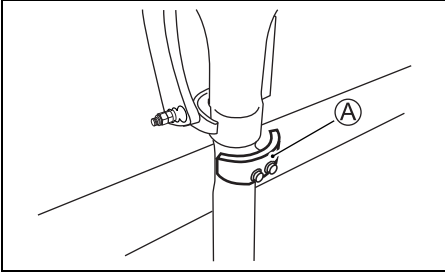
: 가



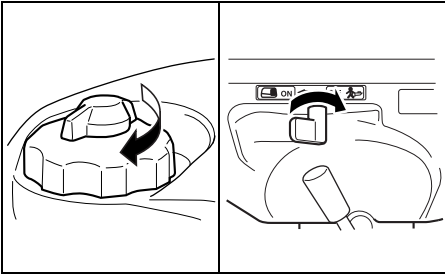
1. " "

2.

(A)



3. (off)



▲

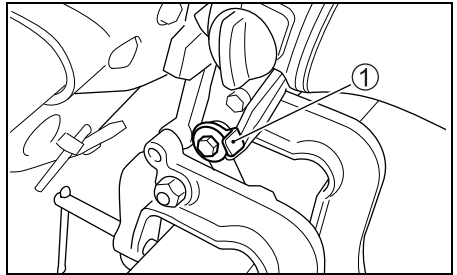
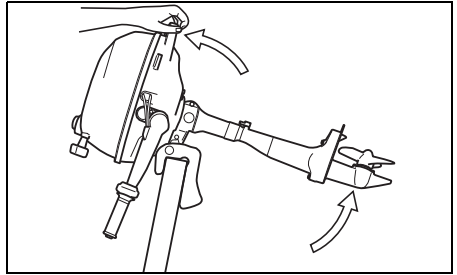
가 , 가 ,

가 .

(off) ,

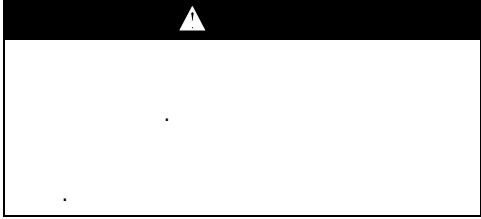
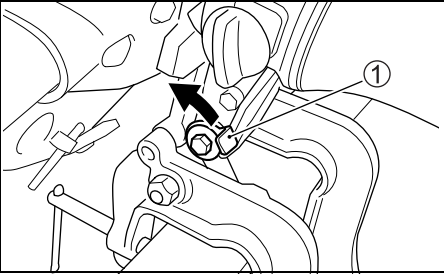
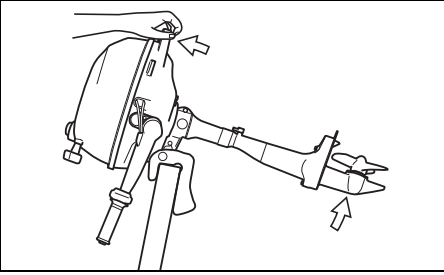
4.

(1)




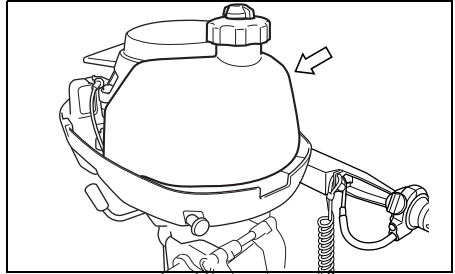
가

(1)



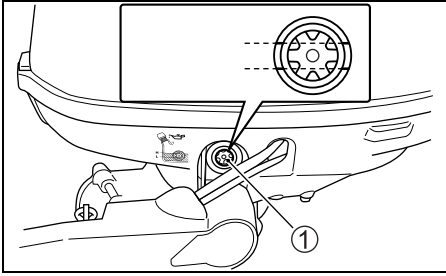
가

: 0.9 L (0.24/0.20 US/Imp. gal.)



- 1.
- 2.

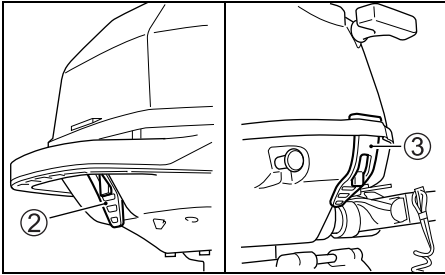
(1)



:

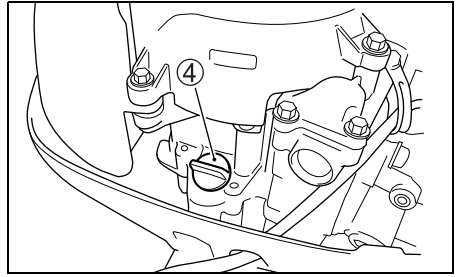
①

1. 엔진 잠금 장치(2). (3)


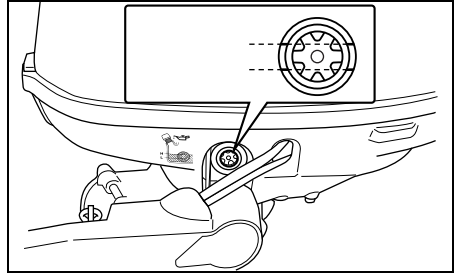


- 2.

④



- 3.



가

- 4.

러

•

•

• 털

•

가

•

가

엔진 길들이기

가

: 10

1. 2 :
5

5

가 15

1 45 , 1/
2() (3000rpm)

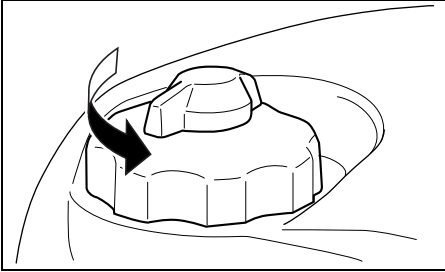
:

2. 1 :
4000 rpm 3/4 ()

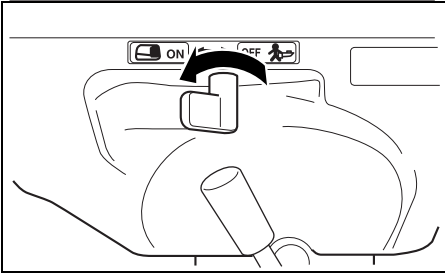
3. 7 :
가 ()
5

7 5
7 5

- 1.
- 2.

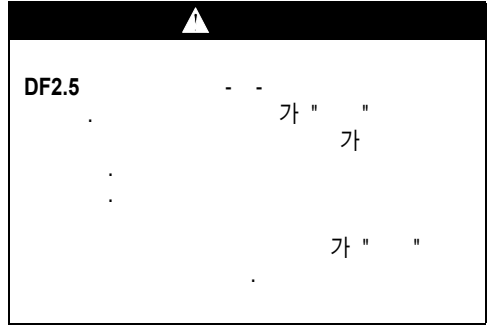
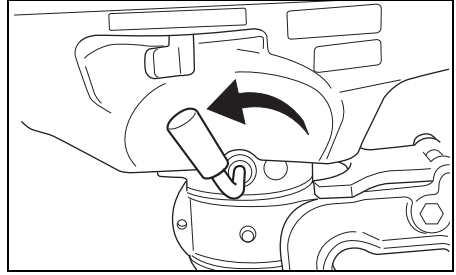


- 3.

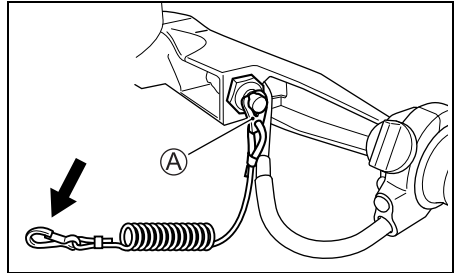


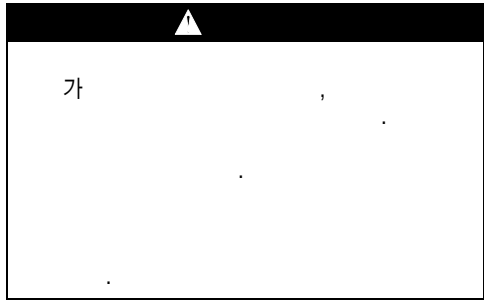

:

4. " "



5. ㉠





가

:

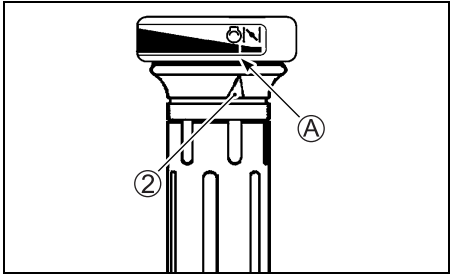
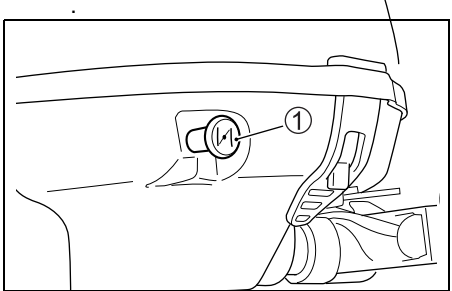
1. 가 :

①

② (A)

:

② (A)

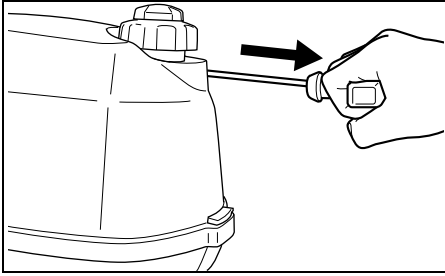


:

가

2.

가




▲

DF2.5

가 " "

가

가 " "



3.


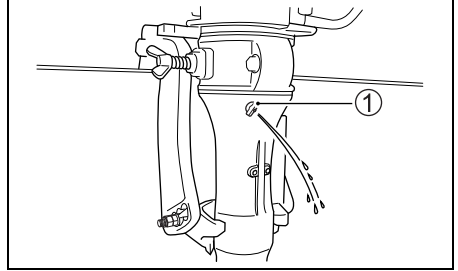
4.

:

5.

5

(1)



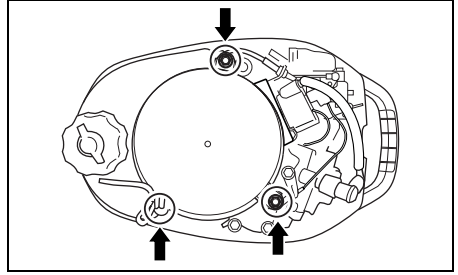
▲

가

가

2. 엔진

3.



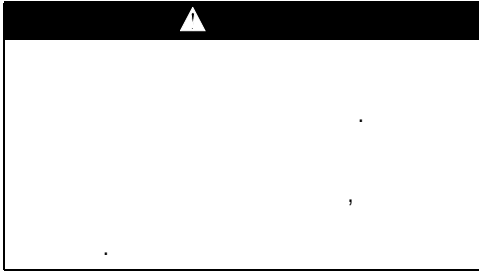
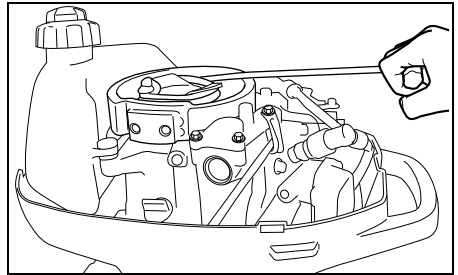
4.

5.

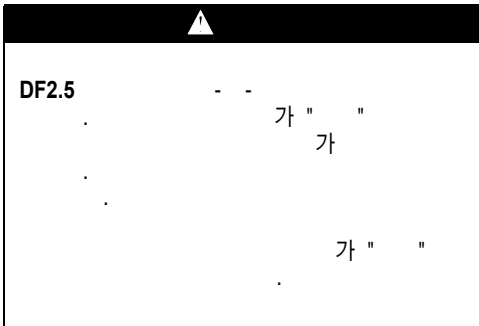
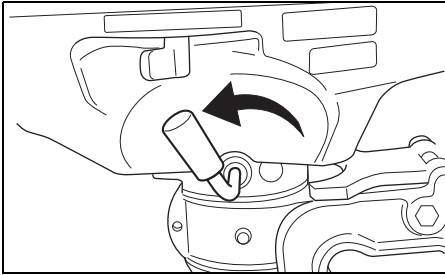
6.

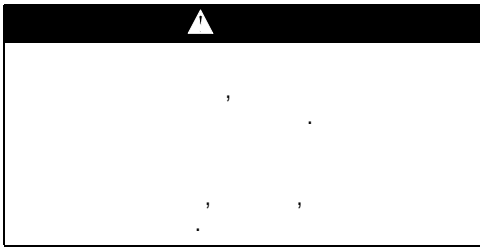
7.

8.



1.

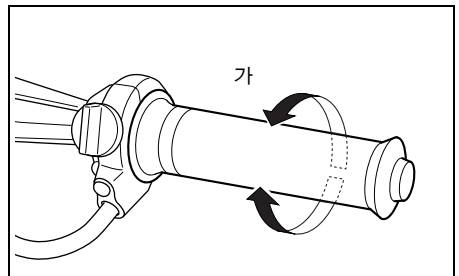
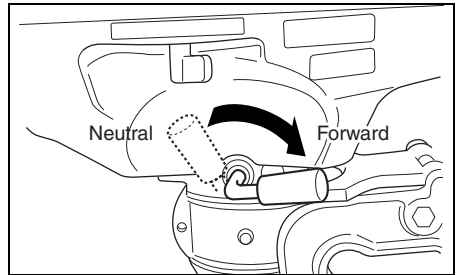




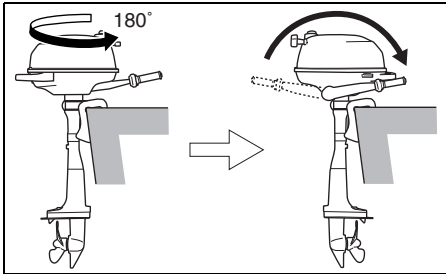
:



“FORWARD()”



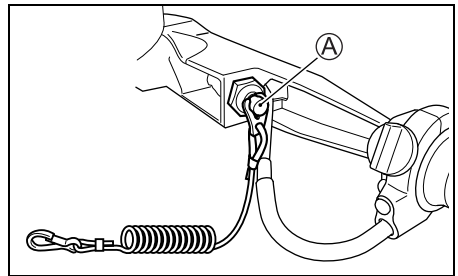
- 1.
- 2.



- 3.

선외기 가
가

- 1.
2. " "
- 3.
- 4.





- 5.

▲

가


- 6.

가



가

가



가

가

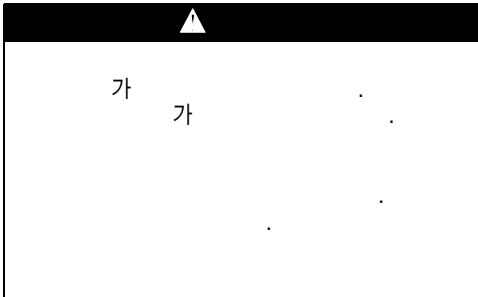
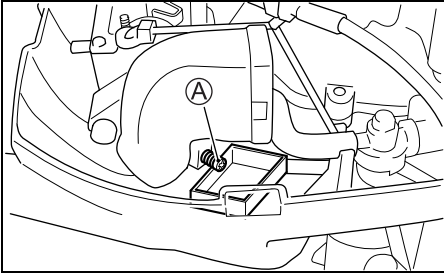
가

가

- 1.
- 2.
- 3.
- 4.

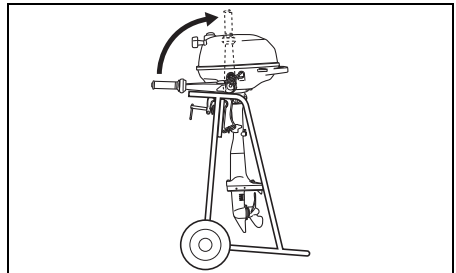
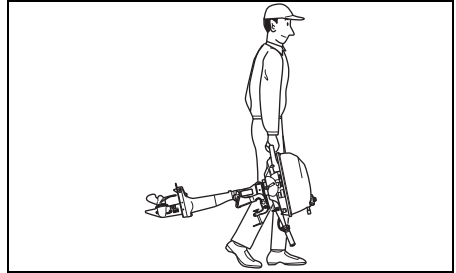
(1)엔진
(2)

Ⓐ

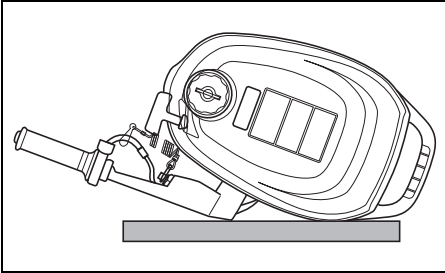
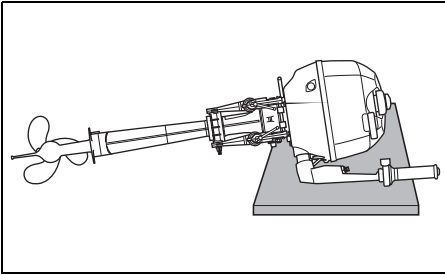


(3)

- 5.
- 6.
- 7.
- 8.



:



▲

•

•

•

•

•

• 가 가

Three line drawings of outboard motor components are shown in a row. Each drawing has a circular prohibition symbol (a circle with a diagonal slash) overlaid on it. From left to right: 1. A diagram of the upper motor assembly with the prohibition symbol over the top cover. 2. A diagram of the lower motor assembly with the prohibition symbol over the gear case. 3. A diagram of the propeller and shaft assembly with the prohibition symbol over the propeller.

가 가



	20 1	100 12	200 12	300 36
	-		-	-
/			-	-
	R	R	-	-
	R	R	-	-
			-	-
()			-	-
* (/) /	-		-	-
*	-		-	-
*	-	-		-
*			-	-
*		-		-
*		-		-
*	-	-		-
*	-	-		R
* /			-	-
* /	T	T	-	-
*	-		-	-

I: , , , T: R:



절


(*)



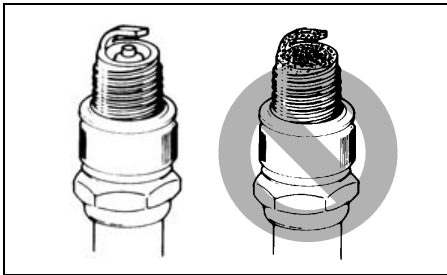
가

" " 가

NGK CR6HSA	
------------	--



가

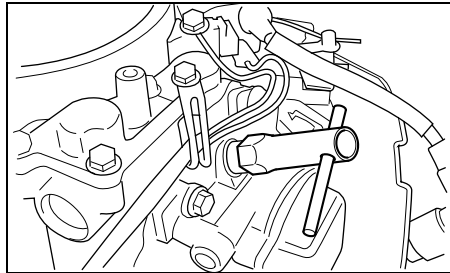


가

;


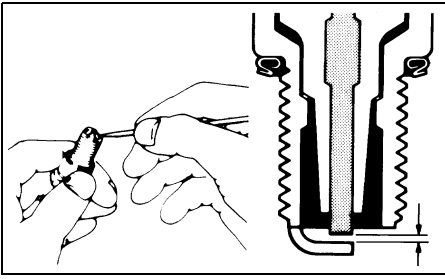
1.0 – 1.2 kg-m (7.2 – 8.7 lb-ft)	
	1/2 – 3/4
	1/12 – 1/8

가



절 :

	0.6 – 0.7 mm (0.024 – 0.028 in.)
--	-------------------------------------




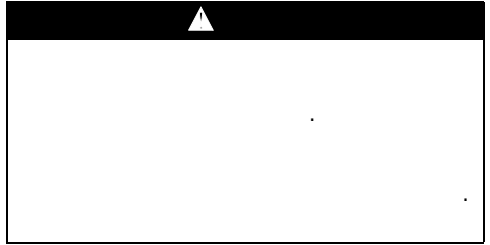
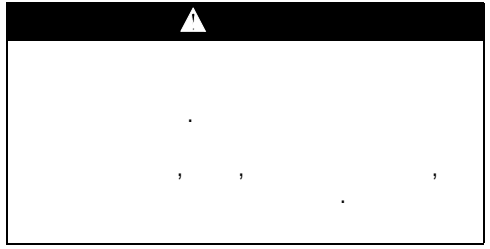
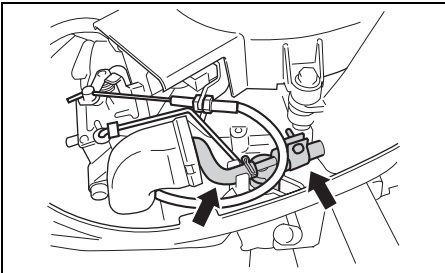
- 1.
- 2.
- 3.
- 4.
- 5.
- 6.

:

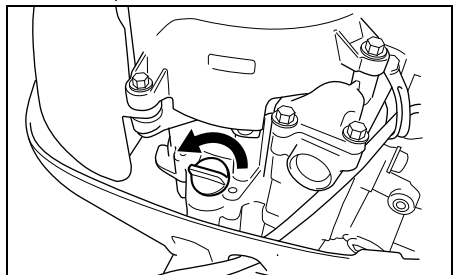
가

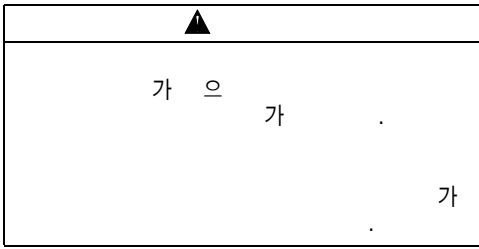
브리더 호스

브리더 호스



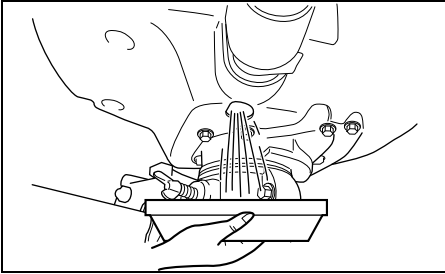
- 1. 엔진
- 2. 러





3.

4. 가



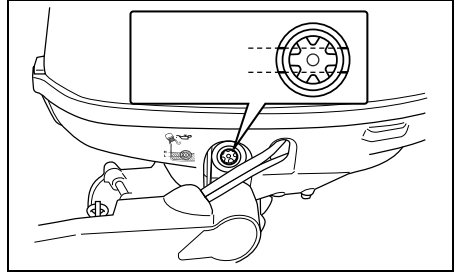
5. , 가



6.


: 0.38 L

7.



:

8. 러



:

가

가

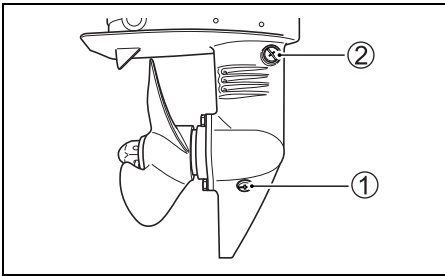
:

1.

2.

①

②



3.

70ml

4.


(2)

(1)


:

기어오일 보충을 정확하게 하기 위해, 4. 10

적

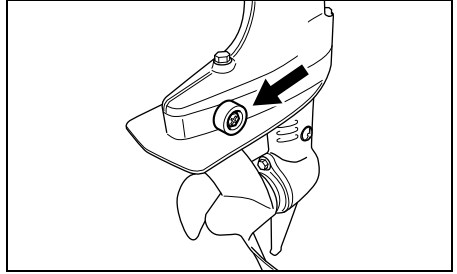


:



전해

2/3



()

- 가
-
-

:

/

/

100 (12)

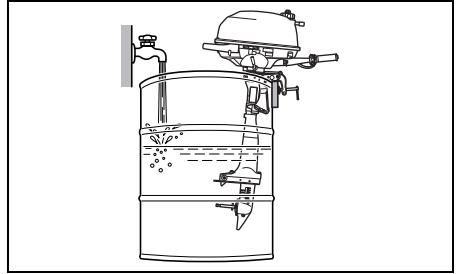
	()

:

1. “ ”

2.

3. 200



4.

5. 5

6.

가

7.

▲

가

▲

- : " 가 "
- 가 가
-
- 가 가가

15 가


가

가
수


- 1. 가
- 2.
- 3.
- 4.
- 5.



- 6. 엔진 내부 부품을 오일로 코팅 하십시오.

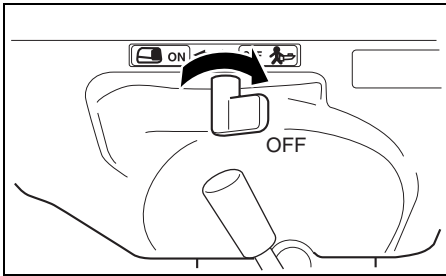


- 7. 가

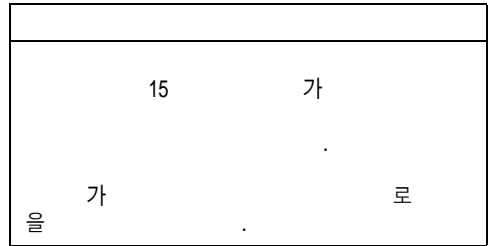
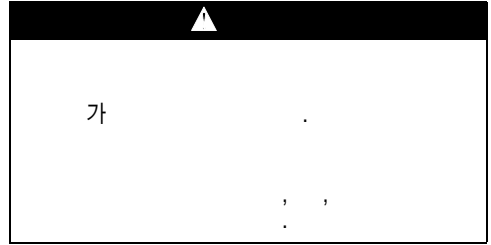


가

- 1.
- 2.
- 3.
4. 가
5. 가 5 2500rpm
- 6.
- 7.



- 8.
- 9.
10. 가
11. 가



가

공 지

부 정확한 문제해결은 엔진의 손상을 야기할 수 있습니다. 부적절한 수리나 조절은 문제해결을 어렵게 하거나 엔진에 문제를 발생시킬 수 있습니다. 이로 인해 발생한 엔진문제는 품질보증에서 제외됩니다.

정확하게 문제를 해결 할수 없다면 스즈끼 공식 대리점에 문의 하십시오.

:

• 에 있
는지 확인 하십시오.

• 가
•

:

• 가
• 가
•

가 가 :

• ()
•
•

:

• 가
• (,)
•

:

• 가
• ()
•

- 1.
- 2.
- 3.
- 4.
- 5.

	DF2.5
	4
	1
	48.0 × 38.0 mm (1.89 × 1.50 in.)
	68 cm ³ (4.1 cu. in.)
	1.8 kW (2.5PS)
	5 250 – 5 750 r/min. (min ⁻¹)
	CDI
	0.38 L (0.40/0.33 US/Imp. qt.)
	70 cm ³ (ml) (2.4/2.5 US/Imp. oz.)
	0.9 L (0.24/0.20 US/Imp. gal.)